

2019 Community Assessment for Onslow County Schools Head Start



Strategic Assessment of Onslow County, North Carolina

Table of Contents

Executive Summary.....	3
Vision Statement.....	3
Methods for Conducting the Community Assessment.....	4
Summary of Findings.....	5
Service Area.....	6
Onslow County.....	6
History.....	6
More about Onslow County.....	6
Government.....	7
Military Presence.....	7
Population Data	8
Education.....	8
Health.....	13
Economic Factors.....	14
Child Care.....	14
Survey Data.....	27
Appendices.....	28

Executive Summary

The Onslow County Schools Head Start 2019 Community Needs Assessment provides information and analysis on issues relating to early education and economic, health and social factors in the program's core service area of Onslow County, North Carolina.

The following report is the collection and analysis of information on the needs and characteristics of the service area of Onslow Schools Head Start as well as the resources available to meet these needs. In addition to meeting federal regulations for Head Start/Early Head Start Programs to prepare a comprehensive Community Assessment every five years, the following report is an integral part of the agency's planning process. The Community Assessment is the basis for designing plans, choosing community partners, forming essential collaborations, implementing comprehensive services to meet the needs of low-income children and families, and make decisions about changes needed in program design and services.

Vision:

To become the model of excellence for Head Start Programs in North Carolina.

Mission:

To ensure that preschool age children are "school ready" as they transition to kindergarten, thus enhancing the opportunity for a successful school career.

Methods

Methods for Conducting the Community Assessment

The methodology used in conducting the Community Assessment employed the following processes to enable Onslow County Schools Head Start to effectively and comprehensively develop programs addressing the needs of eligible children and families:

- A non-profit professional was contracted to plan and implement the Community Assessment process. The contractor interpreted the data, prepared it for presentation so that the data could be utilized in determining the direction for the program going forward. Administrative team members were consulted as well.
- Demographic data was collected and reviewed from federal, state, and local sources for the county served.
- Community partner's data was obtained based on the most up-to-date information on their assessments of conditions and changes in Onslow County.
- The Head Start Program Information Report (PIR) from 2017-18 was reviewed to determine possible trends or areas of concern.

Research and data gathering is an on-going process. Each year updates are completed on the general demographic and programmatic data to ensure that the most current information available is used to identify needs and set goals for the organization.

The analysis process included data from program staff, community partners and public databases such as the most recent data from the NC Justice Center, Prevent Child Abuse North Carolina, Onslow County Schools, NC Department of Public Instruction, US Census, NC Child Health, NC Child, Kids Count, NC Department of Commerce, NC Department of Workforce Solutions, Onslow County Community Health Assessments. The collected data was reviewed and interpreted by a qualified professional; feedback was obtained from administrative staff; and results were presented to Policy Council and Board of Directors. Specific issues were identified, and tentative recommendations made for addressing these issues.

Secondary Data

Secondary data from a variety of sources is also utilized in this assessment. Each table and graph in this assessment is sourced. Sources include:

NC Child

NC Justice Center

North Carolina Department of Commerce

North Carolina Division of Child Development and Early Education

North Carolina Department of Public Instruction

North Carolina Department of Health and Human Services

Summary of Findings

Based on the 2019 Community Assessment, the following recommendations and implications may be followed to design plans, make decisions about changes needed in the program, and implementing services to meet the needs of children and families:

1. As the birth rate in Onslow County is almost twice the state average, there will need to be a determination of need and capacity to expand services as currently a relatively small number of children are receiving Head Start services compared the total number of eligible children.
2. As Onslow County is in a hurricane prone area, emergency preparedness, resources for recovery and family support are essential when providing services for young children and their families, especially those experiencing poverty. The program might consider a plan for service delivery and resource support in the event that natural disasters develop in the future.
3. The increasing Hispanic population continues to be a significant trend that will need to continue to be addressed by the Head Start program. The Hispanic population is growing steadily every year. Based on the 2017 Onslow County births, Hispanic births make up the largest minority group birth rates in the county.
4. The opioid crisis is significantly impacting Onslow County. It not only impacts the adults engaging in usage but very young children. This assessment assumes a correlation between the high rate of substance use disorder to the increased rate of child neglect, foster care placement and child birth and health outcomes.

Service Area - Onslow County

History

European, mainly English settlers arrived here in 1713 in what was originally part of the colonial precincts of Carteret and New Hanover. Onslow County was formed in 1734 and was named for Arthur Onslow, the longest serving Speaker of the British House of Commons. After a lethal 1752 hurricane, the county courthouse was relocated from Town Point to Wantland's Ferry; this settlement was eventually incorporated in 1842 and named Jacksonville after President Andrew Jackson. Through much of the first half of the 20th century, the county was largely rural, with an economy based on agrarian and maritime communities.

During World War II, Onslow County was dramatically changed in the early 1940s with the establishment of the United States Army Camp Davis near Holly Ridge (now defunct), and the creation of Camp Lejeune in 1941. This increased county population and generated related growth in housing and businesses.

More about Onslow County

Located on the coast of North Carolina, Onslow County has a population of just fewer than 200,000 with 70,000 of those residing within the city of Jacksonville. While the county is home to beautiful beaches, productive farmland, and a thriving retail sector, it also hosts one of the largest concentrations of Marines in the world. Camp Lejeune and Marine Corps Air Station New River are located entirely within the borders of the county, which accounts for the county's median age of 26, its male majority population, and almost seven in ten residents being military-affiliated. The bases employ 35,792 active duty military members, 5,904 reserve/guard personnel, and 5,810 civilian employees. Family members and retirees add another 77,000 people that are military-affiliated. Many military families live in Onslow County for only a few years, creating an ever-changing and diverse community but presenting the challenge of newcomers being unfamiliar with the resources and services available to them. These military families are often far away from "home" and the support structure that parents, grandparents, siblings, cousins, and friends can provide, which necessitates the community building an infrastructure of support and assistance.

(2019 Onslow Community Health Assessment)

Recent Occurrences/Natural Disasters

Onslow County was significantly impacted by Hurricane Florence. Onslow County declared a mandatory evacuation on September 11, 2018. This hurricane was one of the mostly costly in United States history. Onslow County alone sustained hundreds of millions of dollars in damage, with the Onslow County Schools initial estimates topping \$125 million according to reports (Jacksonville Daily News)

Hurricane Florence, a large and slow moving category one hurricane, made landfall during the morning of September 14, 2018. After the eye crossed Wrightsville Beach, NC at 7:15 a.m. the storm spent the next two days producing record-breaking rainfall across eastern North Carolina and a portion of northeastern South Carolina. Over 30 inches of rain were measured in a few North Carolina locations, exceeding the highest single-storm rainfall amounts ever seen in this

portion of the state. A station in Loris, SC recorded 23.63 inches rain, setting a new state tropical cyclone rainfall record for the state of South Carolina.

Record river flooding developed over the next several days along the Cape Fear, Northeast Cape Fear, Lumberton, and Waccamaw Rivers, destroying roads and damaging thousands of homes and businesses. A USGS report indicated nine river gauges reported floods exceeding their 1-in-500 year expected return intervals. Although Florence will be remembered primarily for its record-breaking flooding, wind gusts over 100 mph caused significant damage to buildings, trees, and electrical service across the Cape Fear area, and a storm surge of over four feet eroded beaches and damaged property between Cape Fear and Cape Lookout.

The state of North Carolina reported 42 fatalities due to the hurricane and preliminary damage estimates of \$16.7 billion. An estimated 74,563 structures were flooded and 5,214 people were reportedly rescued from flooding. (National Weather Service)

Government

Onslow County is a member of the regional Eastern Carolina Council of Governments.

The structure of local government in Onslow County was changed in 2016 to have seven commissioners in 2018 Board of Commissioners, all elected at-large for four-year terms. In contrast to electing members from districts, this structure means that candidates are elected by the majority population in the county, which gives a more accurate view of the entire electorate. On November 8, 2016, citizens voted in favor to alter the number of commissioners from five commissioners with concurrent terms to seven with staggered terms. In 2018, citizens elected two more county commissioners in the general election on November 6, 2018, to four-year terms. The citizens of the county will elect five commissioners in 2020; however, the four candidates that receive the highest number of votes in the general election of 2020 will receive a four-year term and the candidate who receives the fifth highest number of votes in the general election of 2020 to a two-year term. Thereafter all county commissioners would be elected to serve four-year terms. The Board establishes policies and ordinances implemented by the County Manager and his staff. Commissioners are Jack Bright (Chair), Royce Bennett (Vice-Chair), Paul Buchanan, Robin Knapp, Mark Price, Tim Foster, and William Shanahan.

In the North Carolina Senate, Onslow County is located in the 6th Senate District, which shares its borders with Jones County. The 6th Senate District is represented by Republican Harry Brown. In the North Carolina House of Representatives, Onslow County is split into 3 House districts with the 14th and 15th House Districts completely in Onslow County and the 4th House District in part of Onslow County and all of neighboring Duplin County. The 4th District is represented by Republican Jimmy Dixon, the 14th District is represented by Republican George Cleveland, and the 15th District is represented by Republican Phil Shepard.

The main law enforcement agency for Onslow County is the County Sheriff's Department. The elected sheriff is Hans Miller.

Military Presence

The county is proud to be the home of Marine Corps Base Camp Lejeune and Marine Corps Air Station New River. Known as the "Home of Expeditionary Forces in Readiness" and with its close proximity to ports at Wilmington and Morehead City, Camp Lejeune is the oldest Marine

Corps base in the state. Its primary purpose is to train and maintain combat-ready units for expeditionary deployment. It is the second largest military base in North Carolina. Almost seven in ten residents being military-affiliated. The bases employ 35,792 active duty military members, 5,904 reserve/guard personnel, and 5,810 civilian employees. Family members and retirees add another 77,000 people that are military-affiliated. The median age is 25.8 years with 31% of the population ages 0-18 and 24% ages 19-29 years. There is a projected increase in the population of 7.0% since 2010. (Onslow County Health Assessment 2018)

Population Data

The proportion of residents that identify as White is larger in Onslow County (76.4%) as compared to North Carolina (71.0%) and Health ENC counties (63.8%). Onslow County has a smaller share of residents that identify as Black or African American (15.9%) when compared to North Carolina (22.2%). The Hispanic or Latino population comprises 12.2% of Onslow County, which is a higher proportion than the Hispanic or Latino population in North Carolina (9.2%) (*2019 Onslow Community Health Assessment*).

Demographic and Other Population Data

Onslow County (according to US Census Quick Facts)

- The population is 197,683.
- 52% of residents are female and about 48% are male.
- In 2017, about 76.2% of residents are White.
- 15.9% are African American.
- 12.8% are Latino.
- In 2017, about 24.5% of the population is under 18.
- 8.8% of the population is age 5 and older.
- About 17.5% of population is retirement age (65 and older).

Education

Onslow County Schools

Onslow County is situated on the east coast of North Carolina and is the proud home of US Marine Corps Base Camp Lejeune, the largest amphibious Marine base in the world. Officially established in 1734, Onslow County encompasses over 767 square miles and has a population of over 177,000 people according to the 2010 US Census - an increase of over 82% over the past 40 years! Named for President Andrew Jackson, the county seat of Jacksonville was incorporated in 1842.

Our 2017-2018 student population is approximately 26,000 and we currently have 38 educational facilities which include 20 elementary schools, 8 middle schools, 7 high schools, 1 early college high school, 1 early childhood development center, and 1 alternative learning program. With our

region's average growth of 300 plus students per year, the Onslow County School system has had to provide additional classroom space for our county's youth. The average age of all facilities is 40 years with our newest school, Dixon Middle School, opening in August of 2017. (Onslow County Schools website)

Onslow County Schools Pre-school Footprint

- Head Start - 230
- Title I - 115
- EC Blended Slots- 38
- EC Separate Slots - 36
- Total 419 (259 slots dual funded with NC PreK)

Elementary

Bell Fork Elementary
Blue Creek Elementary
Carolina Forest Elementary
Clyde Erwin Elementary
Dixon Elementary
Hunter's Elementary
Jacksonville Commons Elementary
Meadow View Elementary
Morton Elementary
Northwoods Elementary
Parkwood Elementary
Queens Creek Elementary
Richlands Elementary
Richlands Primary
Sand Ridge Elementary
Silverdale Elementary
Southwest Elementary
Stateside Elementary
Summersill Elementary
Swansboro Elementary
Z.E.C.A School of Arts and Technology (K-8)

Middle

Dixon Middle
Hunters Creek Middle
Jacksonville Commons Middle
New Bridge Middle

Northwoods Park Middle
 Southwest Middle
 Swansboro Middle
 Trexler Middle

High

Dixon High
 Jacksonville High
 Northside High
 Onslow Early College
 Richlands High
 Southwest High
 Swansboro High
 White Oak High

Average Number of Students by School Type

	Elementary	Middle	High
Onslow County Schools	669	726	893
North Carolina	483	626	843

(NC School Report Card)

2017-2018 Student Performance

Levels 1 and 2 are below grade level. Level 3 is grade level proficient. Levels 4 and 5 indicate students are on track for career and college readiness.

Math Performance

	Level 1	Level 2	Level 3	Level 4	Level 5
Onslow County Schools	26%	23%	9%	31%	11%
State of North Carolina	24%	20%	8%	30%	18%

English Language Arts/ Reading Performance

	Level 1	Level 2	Level 3	Level 4	Level 5
Onslow County Schools	21%	21%	13%	37%	8%
State of North Carolina	22%	21%	11%	35%	11%

Science Performance

	Level 1	Level 2	Level 3	Level 4	Level 5
Onslow County Schools	14%	15%	9%	44%	18%
State of North Carolina	15%	13%	9%	41%	22%

(NC School Report Card)

Other Education Indicators

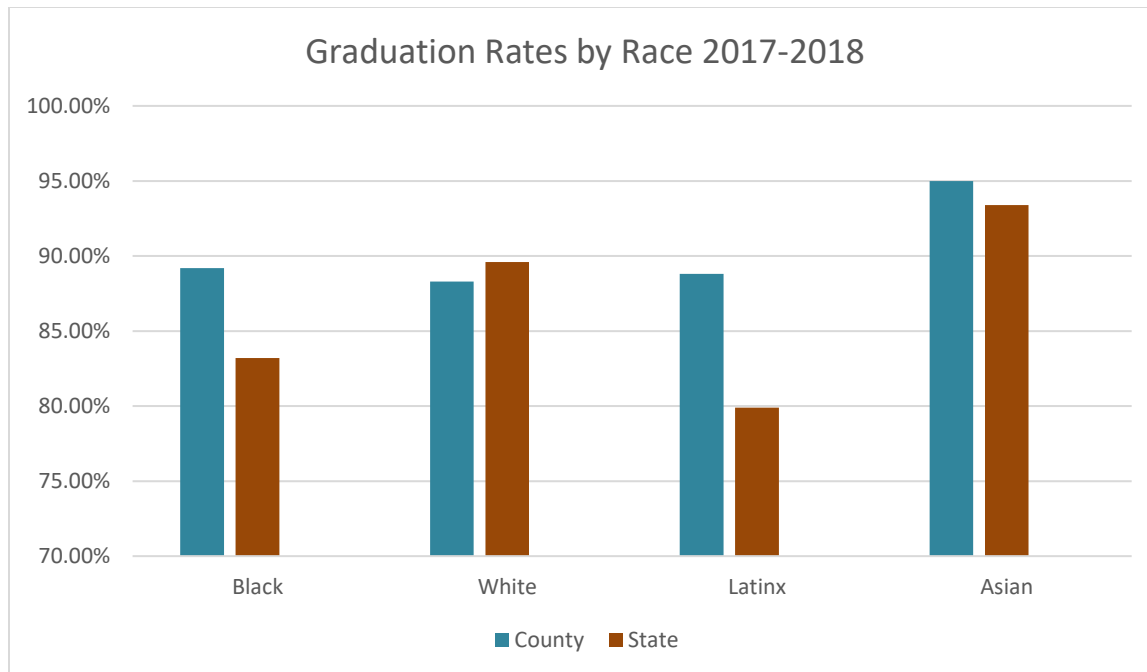
Third Graders scoring proficient in reading: 55.4%

Residents with a Bachelor's degree or higher: 20.2%

(NC Child)

Graduation Rates

The 2017-18 four-year cohort graduation rates for Onslow County Schools was 88.9% compared to the state average of 86%. This is a drop from the 89.5% rate for the previous school year. *(NC Child)*



(NC Justice, Budget and Tax Center, June 2019)

Health and Medical Care

Health Factors

Residents not associated with the military are more likely to be economically disadvantaged and lack health insurance. One in four residents live in rural areas of the 767 square mile county, and those that lack transportation may struggle to access services. The National Center for Veterans Analysis and Statistics projects that Onslow County has 31,458 veterans; the Urban Institute estimates that 11.8% of the veterans in North Carolina are uninsured.

Birth Rate

Birth rates are important measures of population health. The birth rate is usually the dominant factor in determining the rate of population growth; however, population growth is also driven by the age structure of the population (e.g., deaths), immigration and emigration. The birth rate in Onslow County (21.2 live births per 1,000 population in 2016) is higher than the birth rate in North Carolina (12.0). Birth rates have decreased slightly over the past three measurement periods in all three jurisdictions. (North Carolina State Center for Health Statistics)

Health Coverage

According to NC Child, 14,932 people in Onslow County have no health insurance. Uninsured rates are highest among those working in the construction, retail and food service industries. These fields rarely offer health insurance. In Onslow County, 35.6% of the working population are employed in one of the aforementioned industries. (NC Child, 2019)

Healthy Lives and Communities			
	County	State	Year
Percentage of residents without health insurance	10%	12.1%	2013-2017
Life Expectancy	76.8 years	77.6 years	
Black	76.2 years	75.3 years	
White	77.1 years	78.4 years	
Mental Health Providers	1:493	1:439	2019

(NC Justice, Budget and Tax Center, June 2019)

Obesity

- Between 2017 and 2018, adult obesity in Onslow County decreased from 30% to 27.9%. This decrease is a good start to overcoming the obesity epidemic affecting the entire United States.
- There was improvement in physical inactivity which declined from 24% of residents being inactive in 2015 to 21% in the 2017, according to the County Health Rankings data.

(State Center for Health Statistics (SCHS) and County Health Rankings)

Health and Medical Care Centers

- Onslow Memorial Hospital
- Naval Hospital Camp Lejeune
- Onslow County Health Department

Other Health Factors/Substance Use Disorder

The opioid crisis has reached national, state, and local epidemic levels. From 1999 to 2016 more than 12,000 North Carolinians died from opioid-related overdoses. This epidemic is devastating families and communities. It is overwhelming medical providers and is straining prevention and treatment efforts. (North Carolina Department of Health and Human Services) In 2015, Onslow County had 15 opioid related deaths. Jacksonville in Onslow County ranks in the top 12 (of US cities) for opioid abuse. (Castlight)

Economic Data

Median Household Income

Households in Onslow County, NC have a median annual income of \$48,162, which is less than the median annual income of \$60,336 across the entire United States. This is in comparison to a median income of \$46,786 in 2016, which represents a 2.94% annual growth. *(Census Bureau)*

Poverty

14.1% of the total population for whom poverty status is determined in Onslow County, NC live below the poverty line, a number that is higher than the national average of 13.4%. The largest demographic living in poverty are Females 25 - 34, followed by Females 18 - 24 and then Males < 5.

The most common racial or ethnic group living below the poverty line in Onslow County, NC is White, followed by Black and Hispanic. *(Census Bureau)*

Food Insecurity

The Supplemental Nutrition Assistance Program (SNAP) is a federal assistance program that provides low-income families with electronic benefit transfers (EBTs) that can be used to purchase food. The goal of the program is to increase food security and reduce hunger by increasing access to nutritious food.

Food Stamps

The following graph shows the number of county households and individuals receiving food stamps as of May 2019.

<i>County</i>	<i>Number of Households</i>	<i>Number of Individuals</i>
<i>Onslow</i>	<i>8,725</i>	<i>20,163</i>

(North Carolina Department of Commerce, May 2019)

Child Care Data

The following breakdown illustrates the ages of children enrolled in regulated child care in Onslow County:

Age of Children	Number Enrolled
Infants	183
1 year olds	331
2 year olds	430
3 year olds	553
4 year olds	903
5 year olds	650
5-12 year olds	772

The numbers above are from the May 2019 report from the NC Division of Child Development and Early Education. There are 3,772 children enrolled in child care in the county. 59% of children enrolled in regulated child care are age three to five in Onslow County. (NC Division of Child Development and Early Education). According to Onslow County Department of Social Services, as of July 15, 2019 there were 473 children in total on the subsidy waitlist.

CHILD CARE OPTIONS

The Head Start Performance Standards require programs to assess the number of child care and early education options for children in the program service area. The following information from the North Carolina Division of Child Development and Early Education shows that as of July 2019, there are 70 state licensed child care centers and family child care homes in Onslow County, North Carolina. The star rated license designation is also included. In North Carolina, 5 star is the highest quality designation for child care centers and homes.

List of Facilities

Facility Name	Contact Information	License
A HAPPY HOME DAYCARE/PRESCHOOL	111 TASHA ST SNEADS FERRY, NC 28460 (910) 327-0482	Four Star Family CC Home License
ABUNDANCE OF LOVE & LEARNING CENTER	1510 GUM BRANCH ROAD JACKSONVILLE, NC 28540 (910) 353-4699	Five Star Center License
ADVENTURE ZONE CHILDCARE	117 PECAN LANE JACKSONVILLE, NC 28546 (910) 938-3403	Five Star Family CC Home License
ADVENTURES AT MAI'S EDUCATIONAL CHRISTIAN CC	213 KELLUMTOWN ROAD HUBERT, NC 28539 (910) 353-5622	Three Star Center License
AGAPE CHILD DEVELOPMENT CENTER	129 SILVERLEAF DRIVE JACKSONVILLE, NC 28546 (910) 388-9316	Three Star Family CC Home License
ALOHA DAY CARE	101 DELOSS COURT JACKSONVILLE, NC 28546 (910) 467-1710	Four Star Family CC Home License
BAPTIST EDUCATIONAL CENTER	2734 COMMERCE RD JACKSONVILLE, NC 28546 (910) 347-0704	GS 110-106
BLENDING HEARTS ACADEMY	406 CAROLE DRIVE JACKSONVILLE, NC 28540 (910) 353-2488	Three Star Center License
BRENDA'S HEAVENLY ANGELS	211 KELLUMTOWN ROAD HUBERT, NC 28539 (910) 577-3705	Three Star Family CC Home License
BRIGHTER BEGINNINGS CHILD DEVELOPMENT CENTER	251 NORTHWEST CIRCLE JACKSONVILLE, NC 28546 (910) 333-0325	Temporary License

CATALYST CHILD CARE	1985 GUM BRANCH ROAD JACKSONVILLE, NC 28540 (910) 455-0146	GS 110-106
CHARLES ABC CHILDCARE	202 PRINCETON DRIVE JACKSONVILLE, NC 28546 (910) 353-1539	Three Star Family CC Home License
CHILDCARE NETWORK #79	783 WEST CORBETT AVE SWANSBORO, NC 28584 (910) 326-6876	Five Star Center License
CHILDCARE NETWORK #79 B	1111 MT PLEASANT ROAD SWANSBORO, NC 28584 (910) 325-8278	Five Star Center License
CHILDCARE NETWORK #80A	312 BRYNN MARR ROAD JACKSONVILLE, NC 28546-1328 (910) 353-5431	Five Star Center License
CHILDCARE NETWORK #81	928 HENDERSON DR JACKSONVILLE, NC 28540 (910) 347-2006	Five Star Center License
CHILDREN'S CASTLE CHILD CARE, INC.	301 YAUPON DRIVE JACKSONVILLE, NC 28546 (910) 346-8555	Five Star Center License
CHILDREN'S CASTLE SCHOOL AGE CARE	851 DENNIS ROAD SUITE D JACKSONVILLE, NC 28546 (910) 455-8557	Five Star Center License
CHILDREN'S HOME DAY CARE	205 GREENBRIAR DRIVE JACKSONVILLE, NC 28546 (910) 353-3599	Three Star Family CC Home License
CINDY DAVIS DAYCARE HOME	713 NC HWY 172 HUBERT, NC 28539 (910) 326-2941	Three Star Family CC Home License
DEWITT HOME DAY CARE	221 SPRUCE COURT JACKSONVILLE, NC 28546 (910) 347-2692	Three Star Family CC Home License
DIXON PRE-K	130 BETTY DIXON ROAD HOLLY RIDGE, NC 28445 (910) 327-2104	Five Star Center License
EXCEL IX	160 HUFF DRIVE JACKSONVILLE, NC 28546 (910) 577-5100	Five Star Center License
EXCEL VIII	1 OFFICE PARK DRIVE JACKSONVILLE, NC 28546 (910) 577-3207	Five Star Center License

EXCEL X	188 NORTHWEST CORRIDOR BLVD JACKSONVILLE, NC 28540 (910) 478-9940	Five Star Center License
EXCEL XI	168 QUEEN'S CREEK ROAD SWANSBORO, NC 28584 (910) 325-0124	Five Star Center License
EXCEL XII	2965 HENDERSON EXTENSION JACKSONVILLE, NC 28546 (910) 455-0979	Five Star Center License
GRINS & GIGGLES	108 GAMBLE WAY HUBERT, NC 28539 (910) 478-8114	Temporary FCCH License
HAPPY DAY CHRISTIAN CHILD CARE TOO	531 HENDERSON DR JACKSONVILLE, NC 28540 (910) 347-3396	Three Star Center License
HUNTERS CREEK PRE-K	3450 HUNTER'S TRAIL JACKSONVILLE, NC 28546 (910) 353-4443	Five Star Center License
JACKIE'S DAY CARE	303 MYNA DRIVE JACKSONVILLE, NC 28540 (910) 577-3479	One Star Family CC Home License
JOLLY BEE CHILD CARE CENTER	361 RHODESTOWN ROAD JACKSONVILLE, NC 28540 (910) 324-9939	Four Star Center License
JONES CHILD CARE	226 GREGORY FORK ROAD RICHLANDS, NC 28574 (540) 589-4577	Temporary License
KATRENA'S KIDDIE CASTLE HOME DAY CARE	105 ALLEN PLACE JACKSONVILLE, NC 28546 (910) 355-9313	Three Star Family CC Home License
KIDS EDUCATIONAL CENTER V	677 SANDRIDGE ROAD HUBERT, NC 28539 (910) 326-6565	Four Star Center License
KIDS R KIDS CHILDCARE	403 HOLLY DRIVE JACKSONVILLE, NC 28540 (910) 333-8329	Three Star Family CC Home License
LISA'S HOME DAYCARE	723 STONEWALL AVE JACKSONVILLE, NC 28540 (910) 347-8866	Three Star Family CC Home License
LITTLE FOOTSTEPS CHILD CARE	19 PRINCETON DRIVE JACKSONVILLE, NC 28546 (910) 381-2908	Four Star Family CC Home License

LIVING WATER CHRISTIAN SCHOOL	3980 GUM BRANCH ROAD JACKSONVILLE, NC 28540 (910) 938-7017	GS 110-106
LOVE CENTER	301 BRENTWOOD AVENUE JACKSONVILLE, NC 28540 (910) 333-1615	Four Star Family CC Home License
LOVING KINDNESS DAYCARE	307 SOUTHBRIDGE DRIVE JACKSONVILLE, NC 28456 (910) 381-4371	Four Star Family CC Home License
MILESTONES PRESCHOOL & ENRICHMENT CENTER	3605 HENDERSON DRIVE JACKSONVILLE, NC 28546-3605 (910) 455-6928	One Star Center License
MISS KATHY'S DAY CARE HOME	100 ESTATE DRIVE JACKSONVILLE, NC 28540 (910) 467-6552	One Star Family CC Home License
MONTESSORI CHILDREN'S SCHOOL, INC.	714 BATES ST JACKSONVILLE, NC 28540 (910) 938-3826	Three Star Center License
MORTON PRE-K	485 OLD 30 ROAD JACKSONVILLE, NC 28546 (910) 353-0930	Five Star Center License
NEW BEGINNINGS CHILD CARE CENTER	174 KINSTON HWY RICHLANDS, NC 28574 (910) 324-8084	Five Star Center License
NEW BEGINNINGS CHILD CARE CENTER II, INC.	113 FORBES ESTATES DRIVE JACKSONVILLE, NC 28540 (910) 478-9800	Five Star Center License
NEW BEGINNINGS CHILD CARE CENTER III, INC.	120 TERRY LEE LANIER DRIVE JACKSONVILLE, NC 28546 (910) 219-8633	Five Star Center License
NEW BEGINNINGS CHILD CARE CENTER IV, LLC	8304 RICHLANDS HIGHWAY SUITE 5 RICHLANDS, NC 28574 (910) 324-4256	Five Star Center License
NOAH'S ARK CHRISTIAN PRESCHOOL & DAY CARE	117 WHEELER CREEK ROAD SNEADS FERRY, NC 28460 (910) 327-6624	Three Star Center License
ON SLOW COUNTY CHILD DEVELOPMENT CENTER	920 GUMBRANCH ROAD JACKSONVILLE, NC 28540 (910) 346-2333	Five Star Center License
PATTY CAKES PRESCHOOL OF NORTHWOODS	815 BARN ST JACKSONVILLE, NC 28540-6708 (910) 347-5833	One Star Family CC Home License

PRECIOUS RESOURCES	117 WEST HARGETT STREET RICHLANDS, NC 28574 (910) 324-1547	Five Star Center License
PURITY CHILDCARE	195 ARABIAN LANE RICHLANDS, NC 28574 (910) 389-0847	One Star Family CC Home License
QUEENS CREEK PRE-K	159 QUEENS CREEK ROAD SWANSBORO, NC 28584 (910) 326-5115	Five Star Center License
SANCTUARY CHILDCARE SERVICES	1675 PINEY GREEN ROAD JACKSONVILLE, NC 28546 (910) 353-1753	GS 110-106
SERENITY CENTER	602 FOXFIRE CIRCLE JACKSONVILLE, NC 28546 (910) 333-0004	Two Star Family CC Home License
SHILOH INSTITUTE OF LEARNING CHILD CARE FACILITY I	130 BELL FORK ROAD JACKSONVILLE, NC 28546 (910) 347-1197	Four Star Center License
SNEADS FERRY QUALITY CHILDCARE & PRESCHOOL	103 RIDGE FIELD AVENUE SNEADS FERRY, NC 28460 (910) 327-2876	Three Star Center License
SNEADS FERRY QUALITY CHILDCARE & PRESCHOOL II	1092 HIGHWAY 210 SUITE 3 SNEADS FERRY, NC 28460 (910) 327-2876	Four Star Center License
SOUTHWEST PRE-K	2601 BURGAW HIGHWAY JACKSONVILLE, NC 28540 (910) 347-0900	Five Star Center License
SUMMERSILL PRE-K	250 SUMMERSILL SCHOOL ROAD JACKSONVILLE, NC 28540 (910) 455-2672	Five Star Center License
SWANSBORO UNITED METHODIST CHILDCARE	665 WEST CORBETT AVENUE SWANSBORO, NC 28584 (910) 326-3711	GS 110-106
TEACHABLE MOMENTS CHILD DEVELOPMENT CENTER	4355-C GUM BRANCH RD JACKSONVILLE, NC 28540 (910) 938-1160	Five Star Center License
THOMPSON EARLY CHILDHOOD CENTER PRE-K	440 COLLEGE STREET JACKSONVILLE, NC 28540 (910) 346-6222	Five Star Center License
TINY TOT	505 DION DRIVE HUBERT, NC 28539 (910) 326-6519	One Star Family CC Home License

TURNER IN HOME DAY CARE HOME	603 WALDEN PL JACKSONVILLE, NC 28546 (910) 346-6455	Three Star Family CC Home License
WHITE OAK CHILDREN'S CENTER II	221 HENDERSON DRIVE JACKSONVILLE, NC 28540 (910) 455-5626	GS 110-106
WHITE OAK CHILDREN'S LEARNING CENTER	6181 NEW BERN HWY MAYSVILLE, NC 28555 (910) 346-5811	GS 110-106
WOOTEN'S FRIENDLY DAY CARE	104 PECAN LANE JACKSONVILLE, NC 28546 (910) 938-3355	Three Star Family CC Home License

Military Child Care Resources and Services

Lejeune-New River's Child & Youth Program (CYP) offers safe, high quality childcare for infants and children ages 6 weeks to 12 years old. The Department of Defense partially subsidizes some of the cost of care, and family fees are based on total household income for full-time childcare.

Full Time Care	Available from 5:30AM - 6:30PM Monday - Friday. Ages 6 weeks through 12 years. Hours vary by location.
Part Day Program	Available from 8:00AM - 12:00PM Mon/Wed/Fri or Tues/Thurs. Locations vary; age restrictions apply.
Hourly Care	Cost is \$5 per hour; 2 hour minimum. Hourly care reservations at the Child Development Centers or School Age Care Programs will only be accepted one week in advance. Children must be registered with Resource and Referral to utilize hourly care. (Please note: due to an increase in fulltime care, some Child Development Centers will have limited availability.)
Family Child Care	On-base Family Child Care. Child care available 24 hours a day; 7 days a week.
School Age Care (SAC)	Ages kindergarten through 12 years. Spring, summer and winter camps available. Closed during holidays.
Emergency Care	Contact your Deployment Readiness Coordinator for assistance with emergency childcare. Emergency care is provided for military

families in crisis at no cost to the family. Emergency care is available 24 hours a day and is usually for a short period of time to meet an immediate child care need. Criteria for eligibility varies to include medical emergencies and incapacitation of a family member.

(Camp Lejeune)

Head Start /Early Head Start Eligible Children

Federal Poverty Guidelines

As aforementioned, Head Start is a school readiness program for lower-income children and families age three to five. Federal poverty guidelines are the threshold used to determine income eligibility. The **poverty guidelines** are the other version of the federal poverty measure. They are issued each year in the *Federal Register* by the **Department of Health and Human Services** (HHS). The guidelines are a simplification of the poverty thresholds for use for **administrative** purposes — for instance, determining financial eligibility for certain federal programs.

The poverty guidelines are sometimes loosely referred to as the “federal poverty level” (FPL). The following figures are the 2019 HHS poverty guidelines which are published in the Federal Register

2019 POVERTY GUIDELINES FOR THE 48 CONTIGUOUS STATES AND THE DISTRICT OF COLUMBIA

Search:

Persons in family/household	Poverty guideline
For families/households with more than 8 persons, add \$4,420 for each additional person.	
1	\$12,490
2	\$16,910
3	\$21,330
4	\$25,750
5	\$30,170
6	\$34,590
7	\$39,010

Persons in family/household	Poverty guideline
8	\$43,430

Programs using the guidelines (or percentage multiples of the guidelines — for instance, 125 percent or 185 percent of the guidelines) in determining eligibility include Head Start, the Supplemental Nutrition Assistance Program (SNAP), the National School Lunch Program, the Low-Income Home Energy Assistance Program, and the Children’s Health Insurance Program. (United States Department of Health and Human Services, 2019)

Number of Head Start Eligible Children in Onslow County

As aforementioned, the estimated number of children (based on US Census estimates) ages birth to five in Onslow County is 22,400 . In addition, the estimates are that 18.3 % of children in the county live in poverty (KIDS COUNT). This means that there are approximately 4,110 income and age eligible children for Head Start and Early Head Start in Onslow County. Approximately 2,000 of these income eligible children are age three to five. With an enrollment of 175 center based slots, Onslow County Schools Head Start is serving less than 10% of the Head Start eligible child population.

In 2017 (the latest year where state data is available), there were 4,060 births in Onslow County. 68% were Caucasian, 15% were Hispanic/Latino, 13% were African American and 4% were other races. (NC State Center for Data Statistics, 2019).

Based on the number of annual births in Onslow County, the following is the approximate breakdown for eligible children age birth to five:

- 1 year olds – 1,111
- 2 year olds – 743
- 3 year olds- 758
- 4 year olds- 687
- 5 year olds- 621

Poverty by Zip Codes

Within Onslow County, zip code 28543 has the lowest median household income (\$31,640) while zip code 28582 has the highest median household income (\$76,821). The corresponding percentages detail the percentage of residents with incomes below the state median income.

Median Household Income by Zip Code (American Community Survey, 2012-2016)
SocioNeeds Index® (Conduent Healthy Communities Institute, 2018)

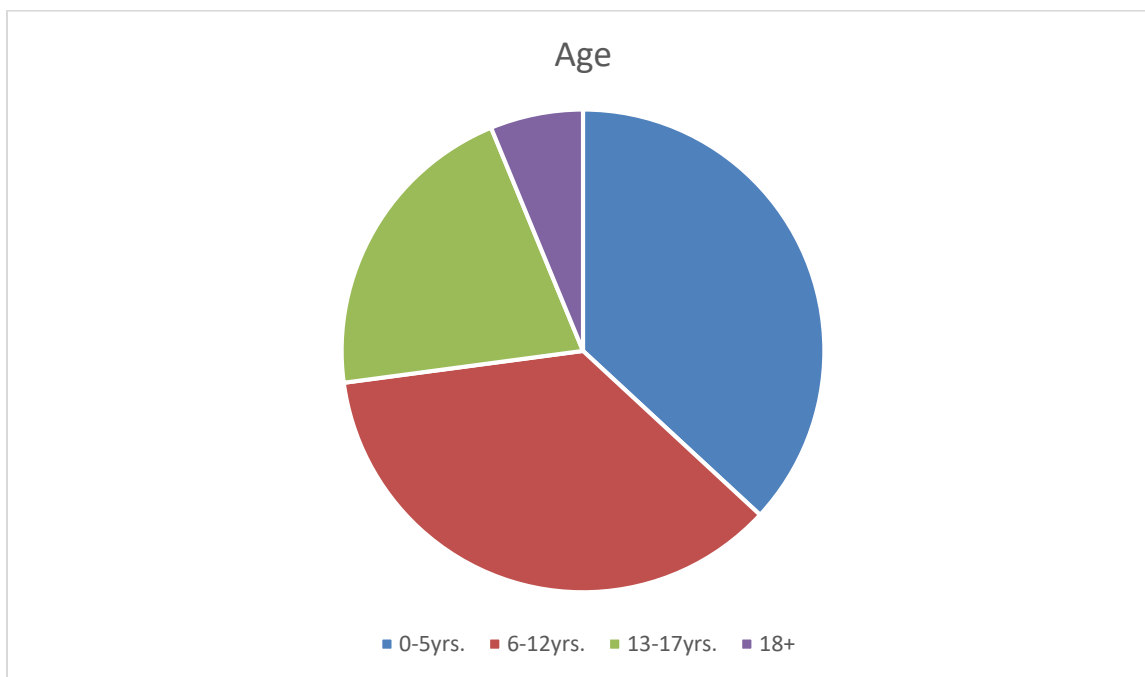
Zip Code	Percentage
28543 (Tarawa Terrance)	92.3
28544 (Midway Park)	87.8
28454 (Maple Hill)	85.0
28555 (Maysville)	74.7

28540 (Jacksonville/Half Moon)	70.1
28574 (Richlands)	67.1
28546	65.5
28539	62.2
28582	58.2
28460	41.9
28445	40.7
28547	1.3

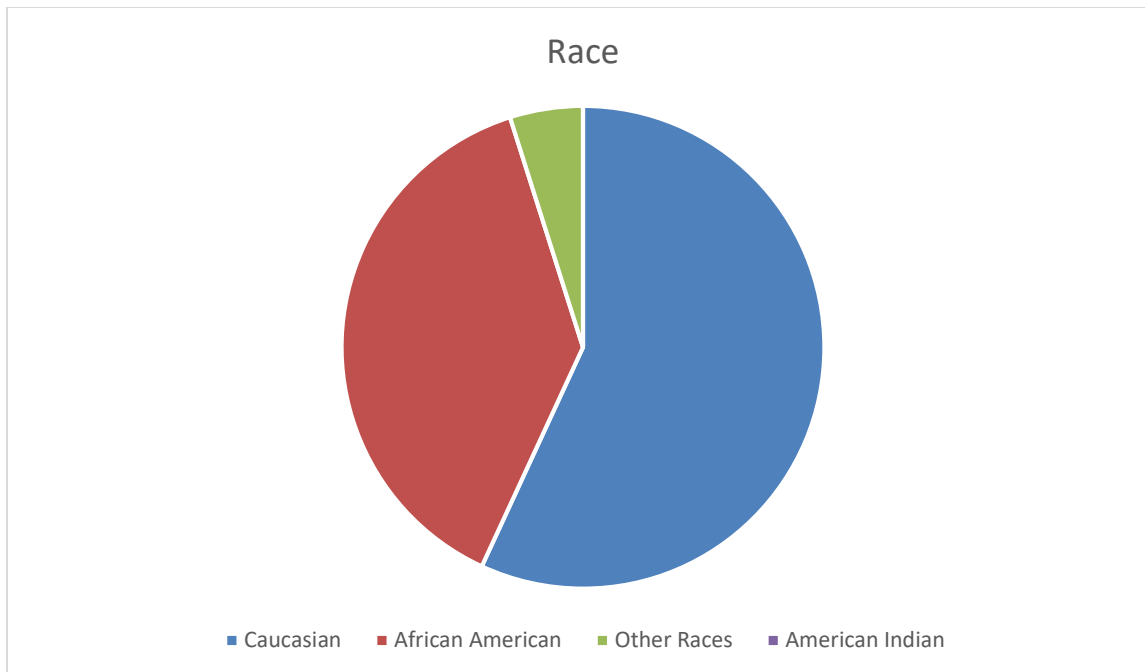
The six most impoverished zip codes and corresponding areas are noted above.

Foster Care

Head Start Performance Standards require that all children in foster care be considered categorically eligible for Head Start services, regardless of income. As of May 2019, there were 225 children in foster care in Onslow County. 83 or 36.89% of these children were age birth to five. This represents the age group with the greatest number and percentage in care. The chart below shows the age and race breakdown of those children under the care of the state.



<i>Age</i>	<i>Percentage</i>
0-5	36.89%
6-12	36%
13-17	20.89%
18+	6.22%



(UNC Chapel Hill School of Social Work, July 2019)

<i>Race</i>	<i>Percentage</i>
Caucasian	56.89%
African American	38.22%
Other Races	4.89%
American Indian	0.00%

According to NC Child, the rate of children in foster care was 9.4, per 1,000 in 2017. This was up from the 2016 rate of 8.8 per 1,000.

Children with Special Needs

Head Start Performance Standards require 10% of funded enrollment be comprised of children with a diagnosed disability. Each grantee has to develop systems and partnerships to ensure this standard is met. This includes collaborations with community agencies and service providers to obtain referrals. Onslow County Schools is the Part B provider and LEA for children three to five. The following is the data for the county:

Children with IEPs

of children served with IEPs (Active 3-5

101- 3 years old

124- 4 years old

38- 5 years old

Total: 263 (as of 6/14/19)

Children in IEP referral

Traditional testing-32

TPBA-19

Total: 51

(Onslow County Schools, July 2019)

Other Relevant Data Impacting Child Outcomes**Health Insurance**

According to NC Child, 3.6% of children in Onslow County did not have health insurance in 2018.

Teen Pregnancy Rates

The teen pregnancy rate was 8.2 per 1,000 in 2017. This was a decrease from the 2016 rate which was 8.6 per 1,000. (NC Child)

Child Abuse and Neglect

The rates of reported child maltreatment have gone up in Onslow County for each of the last 3 years. The total reports for the period of June 2017 to June 2018 was 3,555. (UNC Jordan Institute for Families)

Community Perspectives on Need - Onslow County

As part of the Community Assessment process, information and community assessment data from community partners was obtained on issues most relevant in their community. Surveys were remitted and completed. The following is a synopsis of the information obtained and input garnered from these data collection methods:

Community Perception of Most Pressing Community Needs (in order of importance):

- Finances
- Employment
- Affordable Housing
- Transportation
- Affordable child care

Community Perspective on Greatest Issues Facing the Community:

- Lack of Jobs
- Lack of Affordable Child Care
- Crime
- Violence
- Mental Health/Behavioral Health

APPENDIX A - ONSLOW COUNTY RESOURCES

Brigade Boys and Girls Club
Camp Lejeune
Communities in Schools of Onslow County
Cooperative Extension Service
Eastern Carolina Human Services
Friends of the Aging
Dix Treatment Center
DSS - Adult Services
DSS - Child Services
DSS - Crisis Programs
DSS - Day Care
DSS - Food and Nutrition Services
DSS - Medicaid for Adults and the Disabled
DSS - Medicaid for Families and Children
DSS - Services for the Blind
DSS – Transportation
DSS - Work First
Jacksonville Police Department
Jacksonville Treatment Center
Onslow Co. Health Department
Onslow Community Outreach
Onslow County Government
Onslow County Partnership for Children
Onslow County Schools
Onslow County Sheriff's Office
Onslow Memorial Hospital
Onslow Women's Center
Pathways
Trillium
United Way
Social Security Administration

APPENDIX B - MAPS OF ONSLOW COUNTY



Policy Council Approved: November 21, 2019